

Minor Pentatonic Scale Forms

E minor

Root on String 4, played with 2nd finger

Guitar

Guitar

T
A
B

2 5 2 4 | 3 5 3 5 | 3 5 3 4 | 2 5 2 5 | 2 5 3 5 | 2 5 2

Root on String 5, played with 4th finger

Gtr.

Gtr.

7 5 7 4 | 7 5 8 5 | 7 5 8 5 | 7 4 7 5 | 7 5 7 5 | 7 5 7

Root on String 5, played with 1st finger

Gtr.

Gtr.

7 10 7 9 | 7 9 8 10 | 7 10 7 10 | 8 9 7 9 | 7 10 7 10 | 7 10 7

Root on String 6, played with 4th finger

Gtr.

Gtr.

12 10 12 9 | 12 9 12 10 | 12 10 12 10 | 12 10 12 9 | 12 9 12 10 | 12 10 12


Root on String 6, played with 1st finger


Gtr.

Gtr.


12 15 12 14 | 12 14 12 14 | 12 15 12 15 | 12 15 12 14 | 12 14 12 14 | 12 15 12

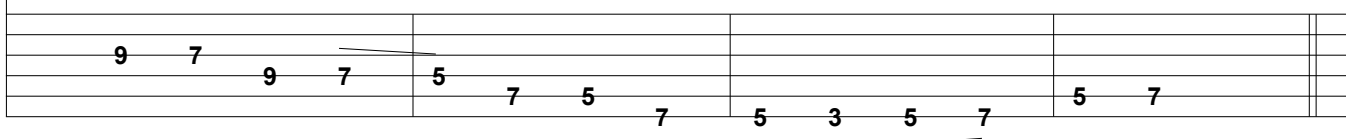
31 Sliding Minor Pentatonic in Em

Gtr. 


Gtr. 

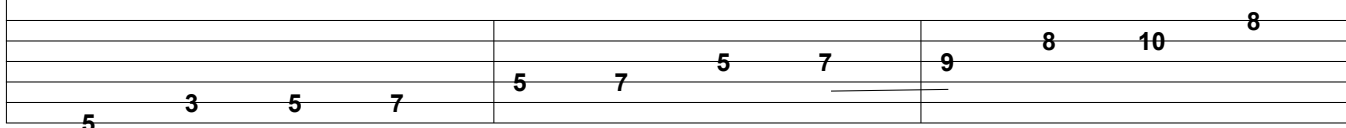
36

Gtr. 


Gtr. 

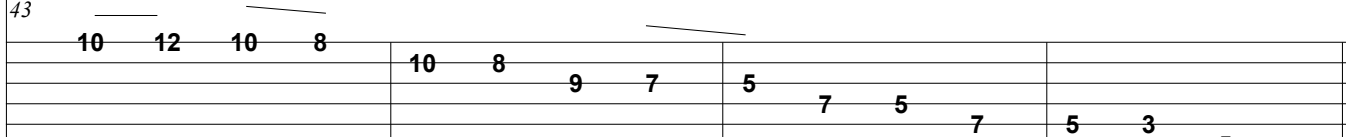
40 Sliding Pentatonic in Am

Gtr. 

Gtr. 

43

Gtr. 

Gtr. 

Practice Patterns

47 Jagged pattern applied to the first form

Gtr.

47

Gtr.

5 2 4 2 5 3 5 3 3 5 3 5 2 4 2 5 2 5 3 5 3 5 2 5 2

54 4 note pattern using pairs of strings

Gtr.

54

Gtr.

5 3 5 3 5 3 4 2 4 2 5 2 5 2 5 2 5 2 5 2 5 3 3 5 2 5 2 5 2 5 2

62 4 note pattern using pairs of strings

Gtr.

62

Gtr.

3 5 2 5 2 5 2 5 2 5 2 4 2 4 3 5 3 5 3 5 5 3 5 3 5 3 4 2 4 2 5 2